



Drawer Front Width



Drawer Front Height



Door Height

Door Width

DOOR SPECIFICATIONS

Construction Type - Mortise and Tenon

Rail and Stile - 13/16" Solid Wood 2 1/4" wide
 Drawer Fronts under 8" in height
 have 1 1/2" wide rails

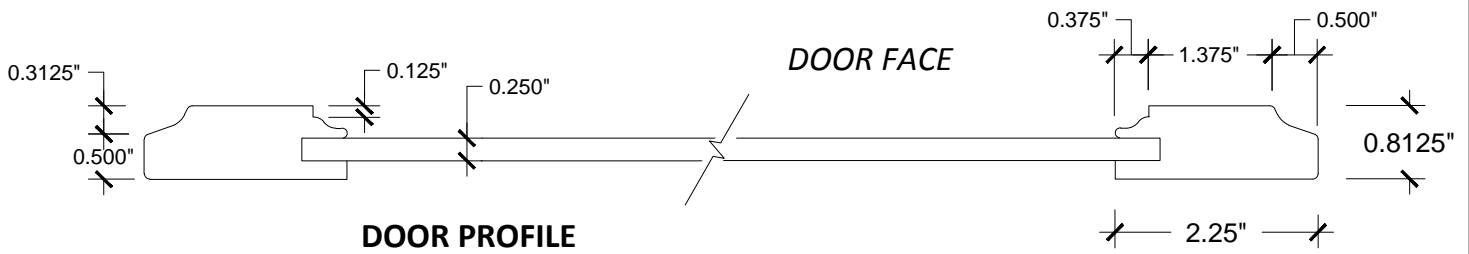
Panel - 1/4" Veneer Core Plywood
 Grade AA1 WPF

Outside Edge - Profiled

Minimum Width 7"
 Minimum Height 5.25"

Doors above 48" in Height have a
 horizontal rail centred vertically

A 5 piece traditional style door with 2 1/4" rails and stiles along with a 1/4" center panel. Ogee edge is standard



DOOR PROFILE

DOOR FACE



77 Mountain View Road
 Winnipeg, MB R3C 2E6
 204-779-3000

CATEGORY	DOOR STYLE	DATE
ASSEMBLED	CARLTON	07-01-20